









# MÁS ACTIVIDADES

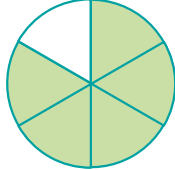

1. Completá con la fracción representada en cada caso.



a.  

b.  



c.  



d.  



e.  

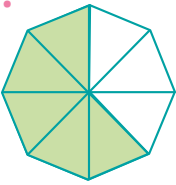

f.  

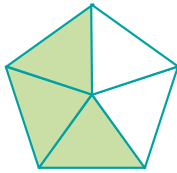

2. Observá las representaciones e identificá la fracción correspondiente a cada una. Luego, rodeá con el mismo color las representaciones equivalentes.



a.  



b.  



c.  



d.  



e.  

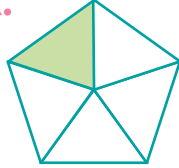

f.  

g.  

h.  

i.  

j.  

k.  

l. 